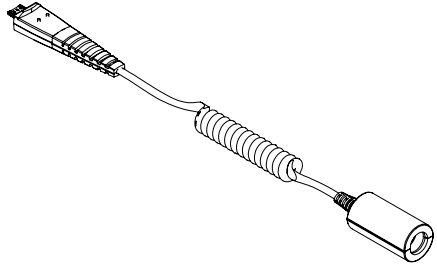
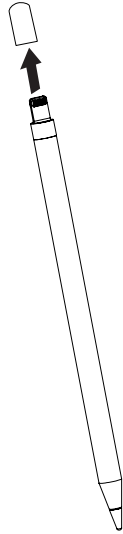


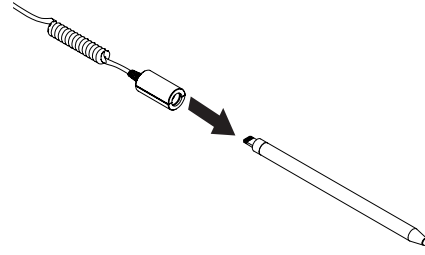
Custom Alarm Only Apple Pencil Sensor ZA2906-W



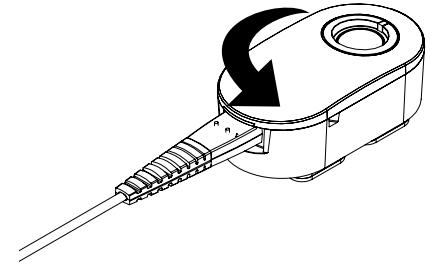
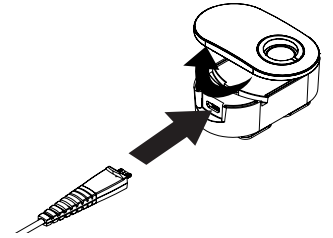
- 1** Remove cap from the Apple Pencil.



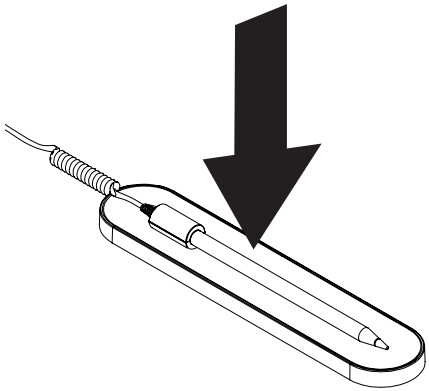
- 2** Plug the Pencil into the sensor.



- 3** Plug the micro USB connector into a Zips! 2.0 alarm unit. The alarm unit will chirp.



- 4** **Optional:**
Place the Pencil on the stand
(ZA2502-W).



SD0430 Rev1 03/14/17

INVUE.

www.invue.com

NA / LATAM // 704.752.6513 • 888.55.INVUE

EMEA // +31.23.8900150

APAC // +852.3127.6811