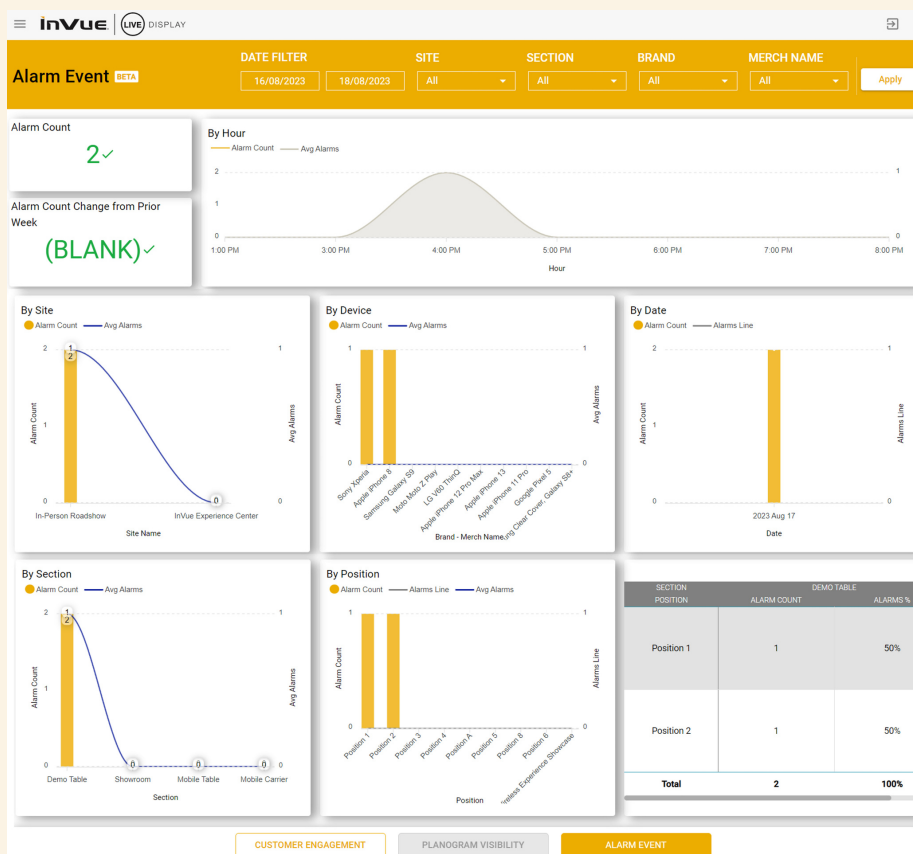




LIVE Display Web 3.7.0 Enhancements

Online Interactive Reporting (BETA)

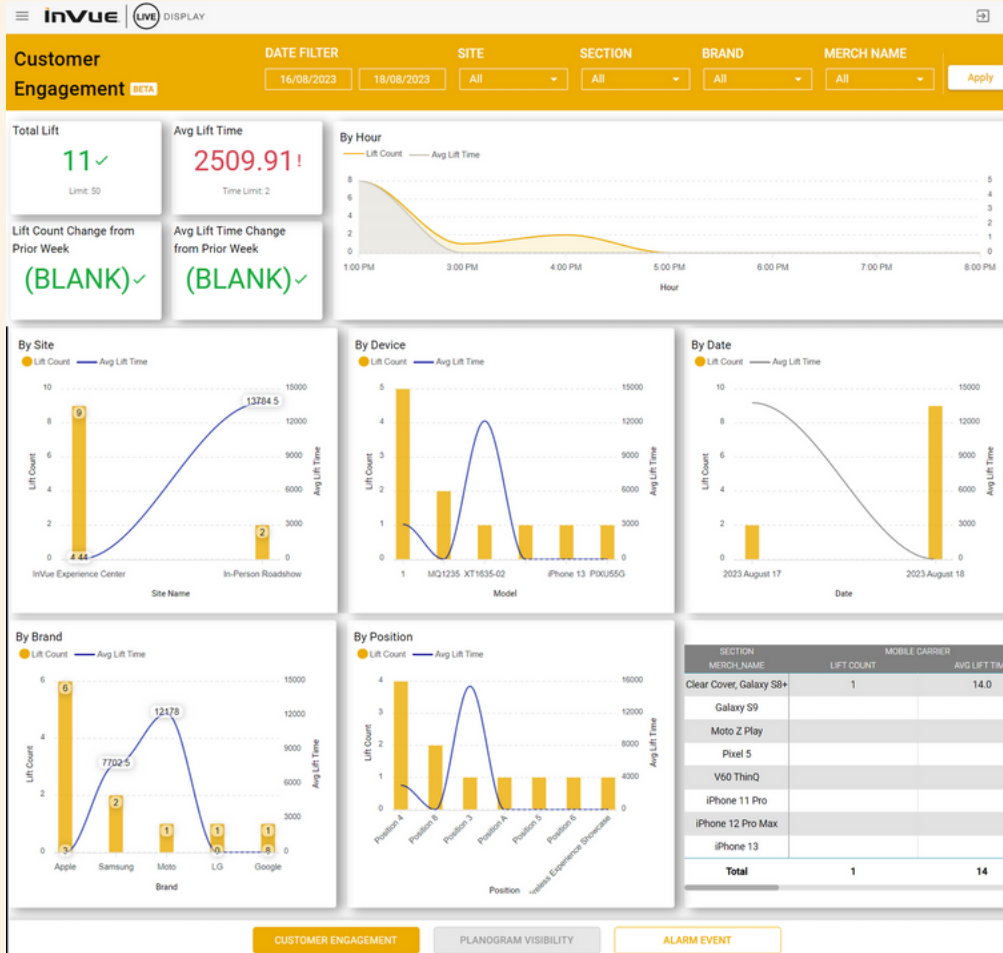
InVue is excited to announce online interactive reporting in LIVE Display. Embedded reporting is a major improvement over the previous process which required users to download data and load it offline separately into PowerBI reports. The online reports will automatically update as new data becomes available. Additional steps are no longer required to prepare LIVE Display data for analysis.



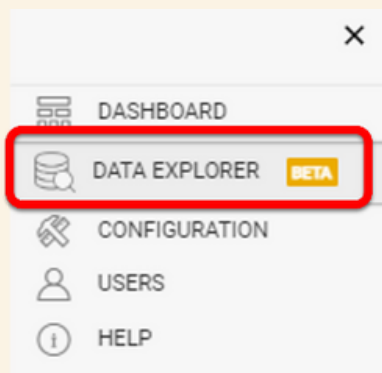
The reporting is released for beta testing to see how it appears with real-world data, so that improvements can be made. The first two released reports are for Alarm Events and Customer Engagement. A third report for Planogram Visibility will be released soon.



LIVE Display Web 3.7.0 Enhancements



The new reports are accessible by clicking on DATA EXPLORER in the “hamburger” menu at the upper left corner of the screen in LIVE Display:





LIVE Display Web 3.7.0 Enhancements

Improved Ongoing Data Availability and Reliability

To improve overall performance, several LIVE Display connectivity changes have been implemented over the past month.

- Gateway changes were made to quickly restore connectivity when it is lost due to power or Internet outages.
- Network services data flow has also been improved. In addition, sensor communications changes have been made to achieve faster local on-site response times.
- Results have been positive so far and these changes are expected to resolve the most common data disruptions.

Planned Download Changes

When downloading large datasets, the system sometimes timed out due to cloud provider restrictions. To ensure fast response for users continuing to download raw data, a restriction will likely be necessary to support downloads of a maximum of 1 week and 1 site at a time. Since online data availability is committed to be a minimum of 30 days, to pull all data, downloads could be processed once every 4 weeks.

With the addition of online reports, downloads are expected to be needed less often, which should make this restriction minimally impactful. Work is underway to offer an alternative for users who still wish to download all their data for use in their own tools.



LIVE Display Web 3.7.0 Enhancements

Initial Data Availability Details

Following this beta release and initial login to the LIVE Display dashboard, it may take up to 24 hours for data to begin to appear in the reports. Likewise, when a new site is setup, it may take up to 24 hours for data to appear. Only data that is generated after deployment will be viewable, so it will take some time to build up weeks of data.

New events will appear in the reports after a one hour delay due to execution of queries to process the data. When data is removed (e.g. sites or devices), the historic data will remain in reports afterwards.

Thank you for your support of LIVE Display and we look forward to your feedback